

RoHS

ORDERING CODE

ZPI 03 S 12 00 W C

Example:

ZPI=Zettler standard series

Output Power (W)

03=3W

Output Type

S=Single Output

First Output Voltage

12=12V

Second Output Voltage

00= No Second Output


Input AC Voltage Range

W=Wide Voltage Input

Case Dimension

C: C Type case

FEATURES

- PCB mounted switching power module
- AC input voltage range: 90VAC-264VAC
- DC input voltage range: 100VDC-370VDC
- Operating temperature range: -25°C ~ (Refer to the MODEL LIST)
- Storage temperature range: -25°C ~85°C
- Leakage current (Input :264VAC): <0.1mA
- Isolation voltage: Input –Output ≥3600VAC 60S
- Insulation Resistance: Input –Output 500VDC ≥100M Ohms
- MTBF: 300Khrs Min MIL-HDBK-217F (25°C)
- Compact size, easy installation
- High efficiency Low standby power consumption, environment-friendly
- Built-in output over current protection, over-voltage protection, short circuit protection
- Built-in EMI filter components, comply with the EN55032 class B standard
- Class II Construction 

APPLICATIONS

This series could be widely applied in the LED, light control, Instrument, smart home and other home appliances.

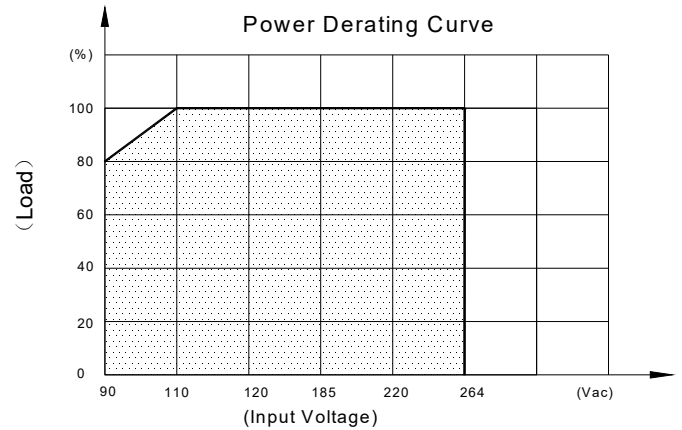
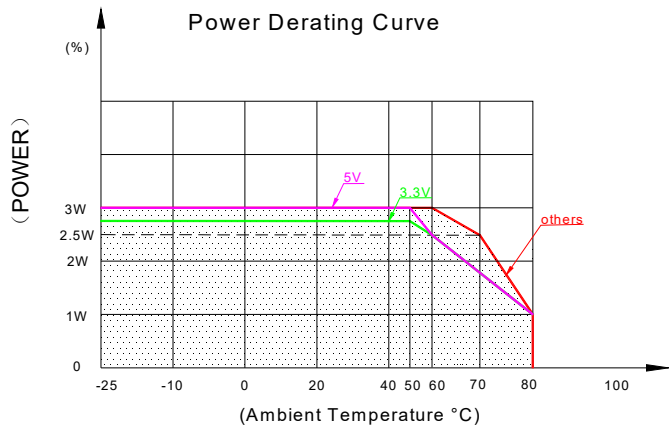
MODEL LIST

Model No.	Output Power (W)	DC Voltage (V)	Rated Current (mA)	Efficiency 230VAC (Typ.)	Max. Ripple & Noise (mV)	Ambient TEMP. (°C)	Weight (g)	Certificate		
								UL	TUV	CB
ZPI03S0300WC	2.75	3.3	830	65%	<200	50	17	●	●	●
	2.5		750			60				
	1		300			80				
ZPI03S0500WC	3	5	600	65%	<200	50	17	●	●	●
	2.5		500			60				
	1.0		200			80				
ZPI03S0600WC	3	6	500	65%	<200	60	17	●	●	●
	2.5		410			70				
	1.0		160			80				
ZPI03S0900WC	3	9	330	65%	<200	60	17	●	●	●
	2.5		280			70				
	1.0		110			80				
ZPI03S1200WC	3	12	250	65%	<250	60	17	●	●	●
	2.5		210			70				
	1.0		84			80				
ZPI03S1500WC	3	15	200	65%	<300	60	17	●	●	●
	2.5		170			70				
	1.0		67			80				
ZPI03S1800WC	3	18	170	65%	<300	60	17	●	●	●
	2.5		140			70				
	1.0		56			80				
ZPI03S2400WC	3	24	125	65%	<360	60	17	●	●	●
	2.5		105			70				
	1.0		42			80				

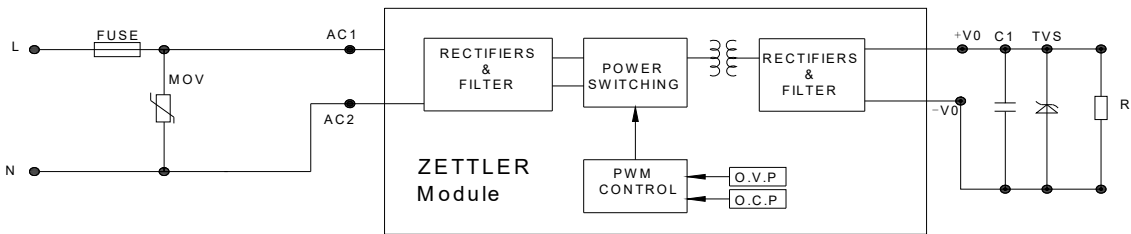
ELECTRICAL SPECIFICATION

Model No.		ZPI03SXX00WC		
Input	Rated Voltage	100-240VAC		
	Voltage Range	90-264VAC or 120-370VDC		
	Frequency (Hz)	47-63 Hz		
	Current (Full load)	115VAC	230VAC	
		100mA	65mA	
	Inrush Current (<500us)	10A	20A	
	No Load Loss	0.2W Max@230VAC		
HOT PLUG	Unavailable			
Output	Voltage (V)	Refer to "Model List"		
	Current (mA) max.	Refer to "Model List"		
	Voltage Accuracy	±5% (±6% for 3.3VDC output only)		
	Line Regulation	±3% (±5% for 3.3VDC output only)		
	Load Regulation	±5% (±6% for 3.3VDC output only)		
	Minimum Load (mA)	0		
	Ripple & Noise (mV)	Refer to "Model List"		
	Efficiency (typ.)	Refer to "Model List"		
	Start-up Time	3S		
	Hold up Time	5mS min		
Protection	Over Current Protection	≥120%Io Self-recovery		
	Short Circuit Protection	Hiccup ,continuous ,short capable, self-recovery		
Environment	Operating Temperature	-25°C...(Refer to the MODEL LIST)		
	Operating Humidity	10-90% RH		
	Storage Temperature	-25°C...+85°C		
	Storage Humidity	5-95% RH		
	Temperature Coefficient	±0.05%/°C (0~50°C)		
Physical	Case Material	Plastic (UL 94V-0 rated)		
	Weight	17g (ref.)		
Safety & EMC	Dielectric Strength	I/P-O/P : 3600VAC		
	Protection against electric shock	Class II construction <input type="checkbox"/>		
	Safety Standards	Compliance With UL/EN62368-1 ,EN61558-2-16 Plastic materials in accordance with EN60335-1 clause 30		
	EMI	Compliance With EN55032 CLASS B, EN61000-3-2, EN61000-3-3	Need to add external EMC component (Refer to the Schematic)	
	EMS (Noise Immunity)	Compliance With EN55035		
Reliability Requirement	MTBF	300Khrs Min MIL-HDBK-217F (25°C)		
	Burn-In Test	The unit shall be burned in for 2~4 hours under 264Vac input and with full load at normal temperature		

PRODUCT CHARACTERISTIC CURVE



TYPICAL APPLICATION SCHEMATIC



MOV	FUSE
14D561K	0.5A/250V

Note: External circuit components are only recommendations, customers should choose their own components and values according to their specific system application requirements.

MECHANICAL SPECIFICATION

